

Septafiansyah putra

Rev_paper2.docx



Dosen - Paper



Teknologi Rekayasa Internet (IET)



Politeknik Negeri Lampung

Document Details

Submission ID

trn:oid:::1:2980149901

Submission Date

Aug 8, 2024, 11:05 PM GMT+7

Download Date

Aug 8, 2024, 11:08 PM GMT+7

File Name

Rev_paper2.docx

File Size

429.7 KB

12 Pages

4,784 Words

28,253 Characters

17% Overall Similarity

The combined total of all matches, including overlapping sources, for each database.





Filtered from the Report

- Bibliography
- Quoted Text




Exclusions

- 1 Excluded Match

Match Groups

-  **49 Not Cited or Quoted 12%**
Matches with neither in-text citation nor quotation marks
-  **16 Missing Quotations 5%**
Matches that are still very similar to source material
-  **0 Missing Citation 0%**
Matches that have quotation marks, but no in-text citation
-  **0 Cited and Quoted 0%**
Matches with in-text citation present, but no quotation marks

Top Sources

- 11%  Internet sources
- 12%  Publications
- 4%  Submitted works (Student Papers)

Integrity Flags

0 Integrity Flags for Review

No suspicious text manipulations found.

Our system's algorithms look deeply at a document for any inconsistencies that would set it apart from a normal submission. If we notice something strange, we flag it for you to review.

A Flag is not necessarily an indicator of a problem. However, we'd recommend you focus your attention there for further review.

Match Groups

- 49 Not Cited or Quoted 12%**
Matches with neither in-text citation nor quotation marks
- 16 Missing Quotations 5%**
Matches that are still very similar to source material
- 0 Missing Citation 0%**
Matches that have quotation marks, but no in-text citation
- 0 Cited and Quoted 0%**
Matches with in-text citation present, but no quotation marks

Top Sources

- 11% Internet sources
- 12% Publications
- 4% Submitted works (Student Papers)

Top Sources

The sources with the highest number of matches within the submission. Overlapping sources will not be displayed.

1	Internet	fastercapital.com	1%
2	Internet	www.mdpi.com	1%
3	Internet	apessay.elementfx.com	1%
4	Publication	"Hydroponics and Environmental Bioremediation", Springer Science and Business...	1%
5	Internet	docksci.com	1%
6	Publication	Juan Garzón, Luis Montes, Jorge Garzón, Georgios Lampropoulos. "Systematic Rev...	1%
7	Internet	www.aaaksc.com	1%
8	Publication	Vijendra Kumar, Kul Vaibhav Sharma, Naresh Kedam, Anant Patel, Tanmay Ram K...	1%
9	Internet	agribalkan.congress.gen.tr	0%
10	Internet	www2.mdpi.com	0%

11	Internet	www.aal-persona.org	0%
12	Internet	www.frontiersin.org	0%
13	Student papers	University of Teesside	0%
14	Internet	hydromart.co.uk	0%
15	Internet	bmsit.ac.in	0%
16	Student papers	Universiti Teknikal Malaysia Melaka	0%
17	Internet	www.marketresearch.com	0%
18	Publication	K Kalaivani, S Subramanian, G K S Swedha, N Vinoth, V Vishnu Priya. "Air Monitori...	0%
19	Student papers	Kodaikanal International School	0%
20	Publication	R. Vidhya, K. Valarmathi. "Survey on Automatic Monitoring of Hydroponics Farms ...	0%
21	Internet	export.arxiv.org	0%
22	Internet	businessdocbox.com	0%
23	Internet	journals.plos.org	0%
24	Internet	encyclopedia.pub	0%

25	Internet	www.scirp.org	0%
26	Publication	Glenn Dbritto, Safa Hamdare. "An AI Based System Design to Develop and Monito...	0%
27	Publication	N. Montri, E. Wattanapreechanon. "SOILLESS CULTURE IN THAILAND", Acta Hortic...	0%
28	Publication	Sushil Kumar Singh, Shailendra Rathore, Jong Hyuk Park. "BlockIoTIntelligence: A...	0%
29	Internet	beei.org	0%
30	Internet	www.ijjtee.org	0%
31	Publication	"6th EAI International Conference on Big Data Innovation for Sustainable Cogniti...	0%
32	Publication	"Emerging Trends in Computing and Expert Technology", Springer Science and B...	0%
33	Publication	"Intelligent Data Engineering and Analytics", Springer Science and Business Medi...	0%
34	Publication	Ferrández-Pastor, Francisco, Juan García-Chamizo, Mario Nieto-Hidalgo, Jerónimo...	0%
35	Publication	Mohammed Amin Sayed. "AI-Driven Precision Aeroponics: Deep Learning for Plan...	0%
36	Student papers	University of the Pacific	0%
37	Internet	etasr.com	0%
38	Internet	journals.uob.edu.bh	0%

39	Internet	neuroquantology.com	0%
40	Publication	Damion Joyner, Sarina Till. "A simulated study exploring and testing Fuzzy Logic A...	0%
41	Publication	Divya Gupta Chowdhry, Rahul Verma, Manisha Mathur. "The Evolution of Busines...	0%
42	Publication	"IoT Based Smart Applications", Springer Science and Business Media LLC, 2023	0%
43	Publication	Anirban Jyoti Hati, Rajiv Ranjan Singh. "AI-driven Pheno-parenting: A Deep Learni...	0%
44	Publication	Zhenye Li, Dongyi Wang, Tingting Zhu, Yang Tao, Chao Ni. "Review of deep learni...	0%



JURNAL INFOTEL
VOL. XX, NO. X, MONTH XXXX, PP. 1–10.

DOI:10.XXXXXX/INFOTEL.VXXIX.XXX

RESEARCH ARTICLE

Development of Smart Hydroponics System Using AI-Based Sensing

Received: Month xx, xxxx; Revised: Month xx, xxxx; Accepted: Month xx, xxxx.

Abstract: This paper proposes a smart hydroponic system that operates automatically using a fuzzy logic algorithm integrating IoT functionalities to support smart agriculture. The system allows for remote monitoring and control via the internet, providing real-time data on water levels, pH levels, temperature, and nutrient solution temperature. Precise dosing and temperature control are critical for optimal plant growth, and the system schedules temperature measurements to ensure stability. Unstable temperature can affect pH levels, thereby impacting nutrient absorption. The proposed system employs sensors to continuously monitor the electrical conductivity (EC) and pH levels of the nutrient solution. Fuzzy control is utilized to regulate the nutrient solution pump, automatically adjusting EC and pH levels to promote optimal plant growth. This approach reduces the time burden on producers and provides more precise control over the nutrient solution, resulting in improved growth outcomes. The main contributions of this work are the development and implementation of an AI-based system integrating a controller IoT environment, fuzzy logic algorithm, and NFT (nutrient film technology) hydroponics; the creation of a user-friendly interface for farmers through the Smart-Hydroponic application, enabling hybrid monitoring and control of hydroponic farms; the establishment of an IoT-based cloud environment for sensor data monitoring; and the implementation of a smart hydroponic system for nutrient sensing, monitoring, and control. Test conditions included maintaining stable temperature and pH levels, which are critical for nutrient absorption. The results showed a significant improvement in plant growth outcomes with precise control over the nutrient solution. Additionally, a comparative analysis between smart and conventional hydroponics based on morphological results demonstrated the superiority of the smart system.

Keywords: fuzzy logic, internet of things (iot), monitoring, sensors, smart agriculture.

1. Introduction

Smart agriculture, also known as precision agriculture, refers to the use of advanced technology to improve the efficiency and productivity of agricultural practices. Industry 4.0, also known as the fourth industrial revolution, is characterized by the integration of advanced technologies such as artificial intelligence[1], [2], the internet of things (IoT)[3], robotics, and big data analytics in various industries[4], [5]. In the context of agriculture, Industry 4.0 has enabled the development and implementation of smart agriculture practices. Related research of smart agriculture in Industry 4.0 are increased efficiency, smart agriculture practices allow farmers to monitor and manage their crops more efficiently[6], leading to increased yields and reduced waste[7]. By using smart sensors and data analytics, farmers can optimize the use of water[7], fertilizer[8], and pesticides[9], reducing their environmental impact[10]. Enhanced profitability, it can help farmers to reduce costs[11], increase yields, and improve the quality of their produce, leading to greater profitability. With the help of advanced data analytics and machine learning algorithms, farmers can make more informed decisions about crop management, leading to better outcomes. Smart agriculture practices can help to increase food production and improve the quality and safety of the food supply[12].

In recent years, the development and innovation in hydroponics systems have seen significant advancements, primarily driven by the integration of modern technologies such as IoT, AI, and machine learning. For instance, the design and development of an automated hydroponics system utilizing IoT for data logging and real-time monitoring have enhanced user interaction and control through a web interface[13]. Additionally, the revolutionizing of Holy Basil cultivation with AI-enabled hydroponics systems demonstrates how AI and machine learning can optimize growth conditions by processing data from various sensors via cloud services[14]. Furthermore, the implementation of an AI-enabled plant emotion expresser in hydroponics highlights the potential of intelligent agents in interpreting plant health to adjust growing conditions, employing techniques like Nutrient Film Technique (NFT), Deep Flow Technique (DFT), and Dynamic Root Floating Technique (DRFT)[15]. Complementing these innovations, the AI-driven pheno-parenting model leverages deep learning for real-time plant trait analysis, offering a framework to monitor plant life cycles and provide insights for optimal growth[16]. Another study, show AI for automatic hydroponic system can control and monitor all the sensors connected to the system[17]. These diverse methodologies underscore the transformative impact of integrating advanced technologies in hydroponics, aiming to enhance efficiency, productivity, and sustainability in modern agriculture.

We propose a smart hydroponic system that operates automatically using a fuzzy logic algorithm, incorporating the Internet of Things (IoT) concept and functionality to support smart agriculture. By using IoT, the system can be remotely monitored and controlled from anywhere via the internet, enabling users to view real-time data such as water levels[18], [19], pH levels[20], [21], temperature[22][22], [23], and nutrient-rich water-based solution temperature[24]. Hydroponics requires precise dosing for optimal growth [12], [25]. Water temperature is a crucial parameter for hydroponic plants, as temperatures that are too high or too low can hinder nutrient absorption and lead to poor plant development[26]. Therefore, temperature measurements are scheduled. Unstable temperature can also cause unstable pH levels[5], which in turn affects nutrient absorption by the plants. The water's pH level plays a vital role in determining the quality of nutrients present in the water[27]. This system allows for decision-making and command-sending based on the real-time parameters displayed. The sensors in the system allow for continuous monitoring of the EC (electrical conductivity) and pH levels of the nutrient solution. Fuzzy control is used to regulate the operation of the nutrient solution pump, automatically adjusting the EC and pH levels to promote optimal plant growth[28]. This eliminates the need for producers to spend extended periods measuring and calculating nutrient solution quantities, reducing their time burden. Additionally, the system provides more precise and accurate control over the nutrient solution, resulting in improved growth outcomes. To address these issues, the main

contributions of this work are as follows: (i) the creation and execution of an AI-based system through the integration of a controller IoT environment, fuzzy logic algorithm, and NFT (nutrient film technology) hydroponics. (ii) the development of a user-friendly interface for farmers using the smart-hydroponic application, which enables hybrid monitoring and control of hydroponic farms. (iii) The establishment of an IoT-based cloud environment to monitor sensor data. (iv) the implementation of a smart hydroponic system for nutrient sensing, monitoring, and control. (v) a comparison between smart hydroponics and conventional hydroponics based on their morphology result. The research demonstrated that the smart hydroponic system significantly improved plant growth outcomes compared to conventional methods. The average temperature was maintained at approximately 30.82°C, ensuring optimal conditions for hydroponic growth. The system effectively managed pH levels, keeping them stable between 6 and 7, which is crucial for nutrient absorption. The TDS (Total Dissolved Solids) values were controlled around 800, preventing nutrient overload. Comparative analysis showed that the smart hydroponic system outperformed traditional systems in maintaining consistent nutrient levels and environmental conditions, leading to healthier and more robust plant growth. The automated nature of the system reduced labour and time required for maintenance, providing a more efficient and reliable alternative to traditional methods.

The remainder of the article is structured as follows: Section 2 provides an overview of the literature review and identifies the problems related to hydroponics. Section 3 discusses the implementation of the proposed smart hydroponic system in detail. Section 4 examines the experimental results of the system in detail. Finally, Section 5 presents the conclusion of the study and outlines areas for future research.

2. Literature Review

Hydroponic farming has gained significant traction as an alternative to traditional soil-based agriculture due to its potential for higher yields, reduced water usage, and the ability to grow crops in non-arable regions. Various hydroponic systems, such as nutrient film technique (NFT), deep water culture (DWC), and aeroponics, have been developed to cater to different crops and growing conditions. These systems typically rely on manual monitoring and adjustment of nutrient solutions, which can be labor-intensive and prone to human error. A study by Casamayor(2024) reviewed a prototype of a human-powered hydroponic system and evaluates its environmental and economic impacts[29]. For instance, NFT systems were praised for their efficient use of water and nutrients but criticized for their susceptibility to pump failures and root drying[30]. Similarly, DWC systems were noted for their simplicity and stability but faced challenges related to oxygenation of the nutrient solution. Despite these advancements, the need for automated and intelligent systems to manage hydroponic farms remains largely unaddressed.

The advent of the Internet of Things (IoT) and artificial intelligence (AI) has revolutionized various industries[31], [32], including agriculture. IoT refers to a network of interconnected devices that collect and exchange data, enabling real-time monitoring and control. In agriculture, IoT devices such as sensors, actuators, and drones are used to monitor soil moisture, temperature, humidity, and other environmental parameters. AI, on the other hand, involves the use of machine learning algorithms and data analytics to make predictive decisions and optimize processes. In the context of agriculture, AI can analyze vast amounts of data from IoT devices to predict crop yields, detect diseases, and optimize resource usage. According to a review by [10], the integration of IoT and AI in agriculture has shown promising results in enhancing productivity, reducing costs, and minimizing environmental impact. Another study by Mamatha et al. (2023) employed machine learning algorithms to optimize the nutrient formulation for various hydroponically grown crops[33]. They collected data on plant growth, nutrient uptake, and environmental conditions to train their models. The AI-driven system provided customized nutrient solutions tailored to the specific needs of each crop, resulting in better growth rates and resource efficiency.

JURNAL INFOTEL, VOL. XX, NO. X, MONTH XXXX.

Additionally, the scalability of AI-based systems is a critical challenges[34]. Many existing solutions are tailored to small-scale setups and may not perform well in larger, commercial operations. There is also a need for more comprehensive studies that consider the economic viability and environmental impact of implementing AI and IoT technologies in hydroponics[6]. Lastly, user-friendly interfaces and decision support systems are essential to ensure that farmers can effectively utilize these advanced technologies[35]. Addressing these research gaps will be crucial for the development of robust, scalable, and efficient smart hydroponic management systems that can significantly enhance the productivity and sustainability of modern agriculture.

3. Methodology

The architecture of the smart hydroponics management system was designed to ensure seamless integration of various components, including IoT sensors, AI algorithms, and control mechanisms. The system comprised the following main element are shown in Table 1 and Table 2.

Table 1. System Architecture and Integration

Component	Decription
Hydroponic Setup	Utilized nutrient film technique (NFT) system with channels for nutrient delivery, a reservoir, a pump, and hydroponic grow trays. Efficient and scalable framework for growing various crops.
IoT Sensors	Monitored critical parameters: pH levels, electrical conductivity (EC), temperature, humidity, and nutrient concentrations.
Data Collection and Transmission	Real-time sensor data collection transmitted wirelessly to a MQTT broker via secure Wi-Fi network. Stored in a cloud-based database for scalability and accessibility.
Fuzzy Algorithms	Developed fuzzy logic controllers to manage nutrient pumps based on real-time readings of electrical conductivity (EC) and temperature.
Control Mechanism	Automated dosing pumps adjusted nutrient levels based on fuzzy logic controller recommendations. Operated in a closed-loop manner, continuously monitoring sensor data and making adjustments to maintain optimal conditions.
User Interface	Web-based dashboard for real-time visualization of sensor data, fuzzy logic decisions, and system status. Users could monitor and control the system remotely, receive alerts, and access historical data for analysis.

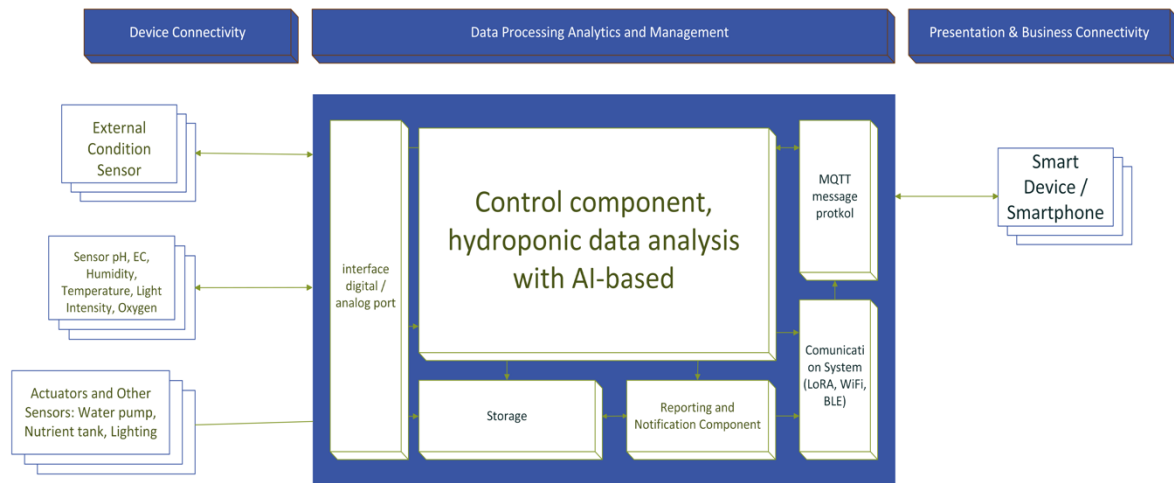


Fig. 1. The Proposed Architecture and Fuzzy Membership for Hydroponic System

Table 2. Fuzzy Membership Function

Fuzzy Membership for Temperature (°C)	Fuzzy Membership for pH Level	Fuzzy Membership For Total Dissolved Solids (TDS)
$\mu_{Low}(T) = \begin{cases} 1 & \text{if } T \leq 20 \\ \frac{25-T}{5} & \text{if } 20 < T \leq 25 \\ 0 & \text{if } T > 25 \end{cases}$	$\mu_{Acidic}(pH) = \begin{cases} 1 & \text{if } pH \leq 5 \\ \frac{6-pH}{1} & \text{if } 5 < pH \leq 6 \\ 0 & \text{if } pH > 6 \end{cases}$	$\mu_{Low}(TDS) = \begin{cases} 1 & \text{if } TDS \leq 640 \\ \frac{960-TDS}{320} & \text{if } 640 < TDS \leq 960 \\ 0 & \text{if } TDS > 960 \end{cases}$
$\mu_{Optimal}(T) = \begin{cases} 0 & \text{if } T \leq 20 \text{ or } T \geq 30 \\ \frac{T-20}{5} & \text{if } 20 < T \leq 25 \\ \frac{30-T}{5} & \text{if } 25 < T < 30 \end{cases}$	$\mu_{Neutral}(pH) = \begin{cases} 0 & \text{if } pH \leq 5 \text{ or } pH \geq 7 \\ \frac{pH-5}{1} & \text{if } 5 < pH \leq 6 \\ \frac{7-pH}{1} & \text{if } 6 < pH < 7 \end{cases}$	$\mu_{Optimal}(TDS) = \begin{cases} 0 & \text{if } TDS \leq 640 \text{ or } TDS \geq 1280 \\ \frac{TDS-640}{320} & \text{if } 640 < TDS \leq 960 \\ \frac{1280-TDS}{320} & \text{if } 960 < TDS < 1280 \end{cases}$
$\mu_{High}(T) = \begin{cases} 0 & \text{if } T \leq 25 \\ \frac{T-25}{5} & \text{if } 25 < T \leq 30 \\ 1 & \text{if } T > 30 \end{cases}$	$\mu_{Alkaline}(pH) = \begin{cases} 0 & \text{if } pH \leq 6 \\ \frac{pH-6}{1} & \text{if } 6 < pH \leq 7 \\ 1 & \text{if } pH > 7 \end{cases}$	$\mu_{High}(TDS) = \begin{cases} 0 & \text{if } TDS \leq 960 \\ \frac{TDS-960}{320} & \text{if } 960 < TDS \leq 1280 \\ 1 & \text{if } TDS > 1280 \end{cases}$

The core of the system's intelligence lay in the fuzzy logic controllers, which were developed to manage the nutrient pumps based on real-time readings of EC and temperature. Fuzzy logic algorithms were chosen for their ability to handle the inherent uncertainty and variability in environmental conditions. These controllers were integrated with the system through MQTT broker-client access, allowing for **real-time data analysis and decision-making**. The fuzzy logic controllers continuously analyzed the sensor data and made precise adjustments to the nutrient levels, ensuring that the hydroponic environment remained within optimal ranges. Automated dosing pumps were employed as part of the control mechanism, which adjusted the nutrient levels based on the recommendations from the fuzzy logic controllers. This closed-loop system operated by

continuously monitoring sensor data and making necessary adjustments to maintain optimal conditions for plant growth. The system architecture also featured a web-based dashboard that provided real-time visualization of sensor data, fuzzy logic decisions, and the overall system status. This user interface enabled remote monitoring and control, allowing users to receive alerts, access historical data, and make informed decisions regarding the hydroponic system.

4. Results and Discussion

4.1. The experimental results

The temperature values in the dataset range from 27°C to 35°C, with an average temperature of approximately 30.82°C. This indicates consistent environmental control within the specified range, ensuring optimal conditions for hydroponic growth. The set pH range for all entries is uniformly between 6 and 7, maintaining a stable and suitable pH environment for the plants as shown in table 2. The TDS meter values span from 611.61 to 843.16. The first 15 rows exhibit TDS values between 611.61 and 796.29, while the last 5 rows have values exceeding 800, prompting the system to switch off the pumps to prevent potential over-nutrifcation. The average TDS value for the first 15 rows is approximately 695.43, whereas for the last 5 rows, it is around 821.92. This clear threshold around TDS values of 800 highlights the system's effectiveness in managing nutrient concentrations as shown in Table 3.

Table 3. The Results for TDS Control

No.	Temperature (°C)	Set Range pH	TDS Meter Value	Action (Output)	Time (Second)
1	30	6-7	645,85	Pump A and Pump B ON	24,94
2	34,61	6-7	676,06	Pump A and Pump B ON	19,68
3	32,86	6-7	731,19	Pump A and Pump B ON	22,8
4	31,79	6-7	707,99	Pump A and Pump B ON	23,2
5	28,25	6-7	672,81	Pump A and Pump B ON	17,77
6	28,25	6-7	752,96	Pump A and Pump B ON	29,54
7	27,46	6-7	634,87	Pump A and Pump B ON	26,63
8	33,93	6-7	673,04	Pump A and Pump B ON	29,09
9	31,81	6-7	691,59	Pump A and Pump B ON	28,42
10	32,66	6-7	714,02	Pump A and Pump B ON	23,97
11	27,16	6-7	796,29	Pump A and Pump B ON	28,83
12	34,76	6-7	649,92	Pump A and Pump B ON	16,33
13	33,66	6-7	728,56	Pump A and Pump B ON	17,94
14	28,7	6-7	748,1	Pump A and Pump B ON	15,68
15	28,45	6-7	611,61	Pump A and Pump B ON	19,88

16	32,83	6-7	843,16	Pump A and Pump B OFF	0
17	33,17	6-7	831,16	Pump A and Pump B OFF	0
18	27,59	6-7	816,54	Pump A and Pump B OFF	0
19	29,87	6-7	803,18	Pump A and Pump B OFF	0
20	27,93	6-7	815,55	Pump A and Pump B OFF	0

For "Pump A and Pump B ON" actions, the time ranged from 15.68 to 29.54 seconds, reflecting normal operation under optimal TDS levels. The "Pump A and Pump B OFF" actions had a time consistently set to 0, indicating immediate response to high TDS values and effective nutrient management. These times reflect the system's normal operation under optimal TDS levels. In contrast, for the "Pump A and Pump B OFF" actions, the time is consistently set to 0, indicating the system's immediate response to high TDS values and its ability to effectively safeguard against nutrient overload. Examining the relationship between temperature and action time for "Pump Nutrient A and Pump Nutrient B ON" reveals no significant correlation. The system maintains a consistent operational time regardless of slight temperature variations, demonstrating its robustness and reliability. The clear threshold observed at TDS values around 800, where the system switches off the pumps, underscores the efficiency of the fuzzy logic control mechanism in managing nutrient levels. The fuzzy logic system's rules, such as maintaining nutrient adjustment when EC is low and temperature is cold, or increasing nutrient adjustment when EC is low and temperature is optimal or hot, are effectively reflected in the data. The system's response to high TDS values by switching off the pumps aligns with the fuzzy logic rule that dictates decreasing or maintaining nutrient adjustment under such conditions. The TDS meter values spanned from 611.61 to 843.16. The system effectively controlled nutrient levels, with pumps switching off when TDS values exceeded 800 to prevent over-nutrifcation.

4.2. Analysis of Nutrient Level Maintenance

The fuzzy logic control system effectively managed nutrient levels by adjusting pump actions based on real-time TDS readings. The consistent pH and temperature ranges provided an optimal growing environment, contributing to stable plant growth. The system's response to high TDS values by switching off the pumps prevented nutrient overload, ensuring the health and productivity of the plants. Analysis of plant growth data showed that the controlled nutrient levels and environmental conditions led to robust and uniform plant development, demonstrating the efficacy of the AI-based approach.

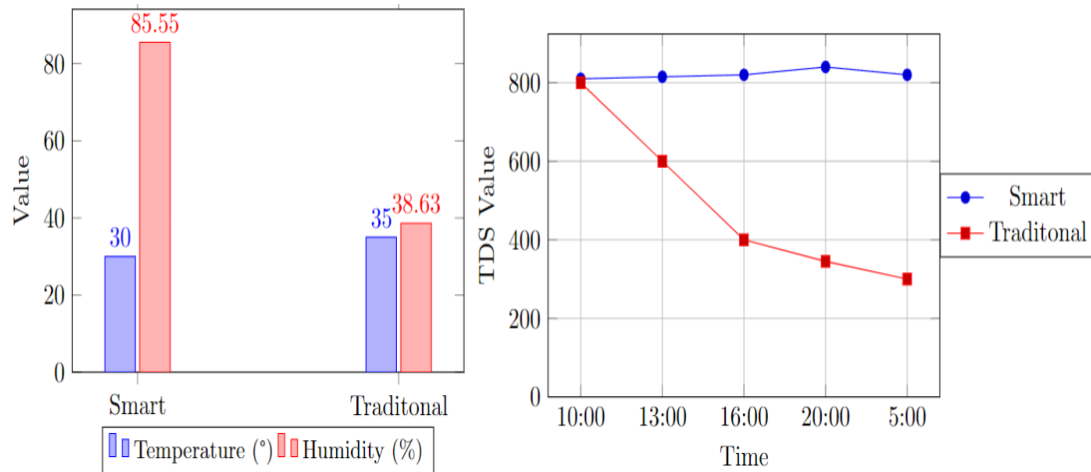


Fig. 2. Comparison of Temperature, Humidity, and Nutrient Levels in Smart vs. Traditional Hydroponic Systems

The TDS values for the smart system remain relatively stable around 800 throughout the observation period (from 10:00 to 5:00). In contrast, the TDS values for the traditional system show a sharp decline from 800 at 10:00 to below 200 by 5:00. The stability of TDS values in the smart system indicates effective nutrient level maintenance, ensuring that the plants consistently receive the optimal concentration of nutrients. The declining TDS values in the traditional system suggest poor nutrient management, likely leading to nutrient depletion and potential deficiencies for the plants as shown in Table 4.

Traditional hydroponic systems rely heavily on manual monitoring and adjustments, which can lead to inconsistent nutrient levels and suboptimal growing conditions. In contrast, the AI-based system provided continuous, real-time monitoring and automatic adjustments, maintaining nutrient levels within optimal ranges. This resulted in more consistent plant growth and reduced the risk of human error. The automated nature of the AI-based system also significantly reduced the labor and time required for system maintenance, offering a more efficient and reliable alternative to traditional methods.

Table 4. Comparison of Plant Metrics

Metrics	Traditional	Smart GH
Plant Height (cm)	27.5	28
Average Stem Diameter (cm)	1.75	1.77
Average Leaf Width (cm)	14.45	16
Average Leaf Length (cm)	19.55	20.32
Average Root Length (cm)	22.3	26.1
Average Green Index (ICC)	35	40
Number of Leaves	18	26
Average Wet Weight (g)	161.2	216

The comparative analysis of plant metrics between traditional and smart hydroponic systems demonstrates the clear benefits of adopting smart technologies. The smart system consistently outperforms the traditional system

across all metrics, highlighting the advantages of precise environmental control and nutrient management. This results in healthier, more robust plants with greater biomass, emphasizing the potential of smart hydroponic systems to enhance agricultural productivity and sustainability.

5. Conclusions

The study quantitatively demonstrates that using artificial intelligence (AI) in hydroponics outperforms traditional methods. AI-based hydroponics resulted in an average plant height of 28 cm, compared to 27.5 cm in traditional methods. The average stem diameter was 1.77 cm for AI-based systems, slightly higher than the 1.75 cm observed in traditional systems. Plants grown with AI had an average leaf width of 16 cm and leaf length of 20.32 cm, compared to 14.45 cm and 19.55 cm in traditional methods. AI systems achieved an average root length of 26.1 cm, significantly longer than the 22.3 cm in traditional methods. AI-grown plants had a green index of 40, whereas traditional methods achieved 35. AI systems produced an average of 26 leaves per plant, compared to 18 in traditional methods. The average wet weight of plants in AI-based hydroponics was 216 g, significantly higher than the 161.2 g in traditional systems.

The AI system continuously monitors and adjusts water, nutrient, and environmental conditions, leading to resource savings. The system's real-time adjustments minimized wastage, enhancing overall resource efficiency. AI automation reduced the need for manual intervention, allowing for more scalable and sustainable hydroponic farming operations. This automation freed farmers from extensive monitoring and adjustment tasks, enabling them to focus on other important farm activities. Consistent and optimal nutrient management led to healthier plants with higher yields, showcasing the potential of AI in modern agriculture. Despite its advantages, the implementation of the AI-based system faced several challenges. Effective nutrient management relies on accurate sensor readings, and any discrepancies can lead to suboptimal adjustments, requiring regular calibration and maintenance. The fuzzy logic models need fine-tuning to accurately predict and adjust nutrient levels based on fluctuating environmental conditions. Integrating IoT sensors, control mechanisms, and data processing units requires careful coordination and robust software development. These quantitative findings highlight the significant advantages of AI-based hydroponics in terms of growth metrics, resource efficiency, automation, and overall plant health, despite some challenges in implementation. In conclusion, the AI-based hydroponics management system demonstrated significant advantages in maintaining optimal nutrient levels, improving plant growth, and enhancing resource efficiency. While challenges related to sensor accuracy and algorithm performance were encountered, the potential for further improvements and the promising results observed suggest that AI-based approaches could play a crucial role in the future of sustainable agriculture.

References

- [1] A. R. Asnaning and S. D. Putra, "Flood Early Warning System Using Cognitive Artificial Intelligence: The Design of AWLR Sensor," in *2018 International Conference on Information Technology Systems and Innovation (ICITSI)*, Bandung - Padang, Indonesia: IEEE, Oct. 2018, pp. 165–170. doi: 10.1109/ICITSI.2018.8695948.
- [2] S. D. Putra, A. Ambarwari, I. Aswardi, and M. H. I. S. Jaya, "Vision-Based Object Detection for Efficient Monitoring in Smart Hydroponic Systems," presented at the International Conference on Applied Science and Technology on Engineering Science 2023 (iCAST-ES 2023), Atlantis Press, Feb. 2024, pp. 421–434. doi: 10.2991/978-94-6463-364-1_40.
- [3] M. H. I. S. Jaya, S. D. Putra, and I. Sofi'i, "Effect of Light Spectrum LED Lettuce on IoT-Based Indoor Farming," *Biotropika J. Trop. Biol.*, vol. 11, no. 1, Art. no. 1, 2023.

JURNAL INFOTEL, VOL. XX, NO. X, MONTH XXXX,

- [4] N. Ahmed, D. De, and I. Hussain, "Internet of Things (IoT) for Smart Precision Agriculture and Farming in Rural Areas," *IEEE Internet Things J.*, vol. 5, no. 6, pp. 4890–4899, Dec. 2018, doi: 10.1109/JIOT.2018.2879579.
- [5] S. Jain, M. Alam, and M. Bokhari, "Future Hydroponic Systems using IOT for sustainable agriculture," in *Proceedings of the 2nd International Conference on ICT for Digital, Smart, and Sustainable Development, ICIDSSD 2020, 27-28 February 2020, Jamia Hamdard, New Delhi, India*, New Delhi, India: EAI, 2021. doi: 10.4108/eai.27-2-2020.2303233.
- [6] S. V. Laddha, P. P. Shastrakar, and S. A. Zade, "A Survey on Smart Hydroponics Farming: An Integration of IoT and AI-Based Efficient Alternative to Land Farming," in *Intelligent Data Engineering and Analytics*, V. Bhateja, F. Carroll, J. M. R. S. Tavares, S. S. Sengar, and P. Peer, Eds., Singapore: Springer Nature, 2023, pp. 121–130. doi: 10.1007/978-981-99-6706-3_11.
- [7] Md. H. Huq, Md. M. Rahman, and G. M. J. Hasan, "Social perception on rainwater harvesting and wastewater reuse: Opportunities and challenges of a fast-growing township in Dhaka," *Clean. Responsible Consum.*, vol. 12, p. 100168, Mar. 2024, doi: 10.1016/j.clrc.2024.100168.
- [8] D. Shanmugavel, I. Rusyn, O. Solorza-Feria, and S.-K. Kamaraj, "Sustainable SMART fertilizers in agriculture systems: A review on fundamentals to in-field applications," *Sci. Total Environ.*, vol. 904, p. 166729, Dec. 2023, doi: 10.1016/j.scitotenv.2023.166729.
- [9] Q. Hou *et al.*, "NCs-Delivered Pesticides: A Promising Candidate in Smart Agriculture," *Int. J. Mol. Sci.*, vol. 22, no. 23, Art. no. 23, Jan. 2021, doi: 10.3390/ijms222313043.
- [10] D. Ahmad and F. Nabi, *Agriculture 5.0: Artificial Intelligence, IoT, and Machine Learning*. 2021. doi: 10.1201/9781003125433.
- [11] A. Ullah, S. Aktar, N. Sutar, R. Kabir, and A. Hossain, "Cost Effective Smart Hydroponic Monitoring and Controlling System Using IoT," *Intell. Control Autom.*, vol. 10, no. 4, Art. no. 4, Oct. 2019, doi: 10.4236/ica.2019.104010.
- [12] N. Sadek, N. kamal, and D. Shehata, "Internet of Things based smart automated indoor hydroponics and aeroponics greenhouse in Egypt," *Ain Shams Eng. J.*, vol. 15, no. 2, p. 102341, Feb. 2024, doi: 10.1016/j.asej.2023.102341.
- [13] V. Kanagaraj, G. Nareshbabu, Dn. Chandni, J. K. Sr., and K. S. R., "Design and Development of an Automated Hydroponics System based on IoT with Data Logging," in *2023 2nd International Conference on Applied Artificial Intelligence and Computing (ICAAIC)*, Salem, India: IEEE, May 2023, pp. 1373–1377. doi: 10.1109/ICAAIC56838.2023.10141290.
- [14] G. L. Priya, C. Baskar, S. S. Deshmane, C. Adithya, and S. Das, "Revolutionizing Holy-Basil Cultivation With AI-Enabled Hydroponics System," *IEEE Access*, vol. 11, pp. 82624–82639, 2023, doi: 10.1109/ACCESS.2023.3300912.
- [15] C. H. Vanipriya, Maruyi, S. Malladi, and G. Gupta, "Artificial intelligence enabled plant emotion xpresser in the development hydroponics system," *Mater. Today Proc.*, vol. 45, pp. 5034–5040, 2021, doi: 10.1016/j.matpr.2021.01.512.
- [16] A. J. Hati and R. R. Singh, "AI-Driven Pheno-Parenting: A Deep Learning Based Plant Phenotyping Trait Analysis Model on a Novel Soilless Farming Dataset," *IEEE Access*, vol. 11, pp. 35298–35314, 2023, doi: 10.1109/ACCESS.2023.3265195.
- [17] G. Dbritto and S. Hamdare, "An AI Based System Design to Develop and Monitor a Hydroponic Farm," in *2018 International Conference on Smart City and Emerging Technology (ICSCET)*, Jan. 2018, pp. 1–5. doi: 10.1109/ICSCET.2018.8537317.
- [18] Sandhya. A. Kulkarni, V. D. Raikar, B. K. Rahul, L. V. Rakshitha, K. Sharanya, and V. Jha, "Intelligent Water Level Monitoring System Using IoT," in *2020 IEEE International Symposium on*

- Sustainable Energy, Signal Processing and Cyber Security (iSSSC)*, Dec. 2020, pp. 1–5. doi: 10.1109/iSSSC50941.2020.9358827.
- [19] S. S. Siddula, P. Babu, and P. C. Jain, “Water Level Monitoring and Management of Dams using IoT,” in *2018 3rd International Conference On Internet of Things: Smart Innovation and Usages (IoT-SIU)*, Feb. 2018, pp. 1–5. doi: 10.1109/IoT-SIU.2018.8519843.
 - [20] G. Archbold Taylor *et al.*, “pH Measurement IoT System for Precision Agriculture Applications,” *IEEE Lat. Am. Trans.*, vol. 17, no. 05, pp. 823–832, May 2019, doi: 10.1109/TLA.2019.8891951.
 - [21] S. Naddaf-Sh *et al.*, “Real-Time Explainable Multiclass Object Detection for Quality Assessment in 2-Dimensional Radiography Images.” Aug. 2022. [Online]. Available: <https://scite.ai/reports/10.1155/2022/4637939>
 - [22] A. F. Subahi and K. E. Bouazza, “An Intelligent IoT-Based System Design for Controlling and Monitoring Greenhouse Temperature,” *IEEE Access*, vol. 8, pp. 125488–125500, 2020, doi: 10.1109/ACCESS.2020.3007955.
 - [23] M. Yu, F. Xu, W. Hu, J. Sun, and G. Cervone, “Using Long Short-Term Memory (LSTM) and Internet of Things (IoT) for Localized Surface Temperature Forecasting in an Urban Environment,” *IEEE Access*, vol. 9, pp. 137406–137418, 2021, doi: 10.1109/ACCESS.2021.3116809.
 - [24] M. Lavanaya and R. Parameswari, “Soil Nutrients Monitoring For Greenhouse Yield Enhancement Using Ph Value with Iot and Wireless Sensor Network,” in *2018 Second International Conference on Green Computing and Internet of Things (ICGCIoT)*, Aug. 2018, pp. 547–552. doi: 10.1109/ICGCIoT.2018.8753083.
 - [25] A. Abu Snehneh and A. A. A. Shabaneh, “Design of a smart hydroponics monitoring system using an ESP32 microcontroller and the Internet of Things,” *MethodsX*, vol. 11, p. 102401, Dec. 2023, doi: 10.1016/j.mex.2023.102401.
 - [26] M. Mehra, S. Saxena, S. Sankaranarayanan, R. J. Tom, and M. Veeramanikandan, “IoT based hydroponics system using Deep Neural Networks,” *Comput. Electron. Agric.*, vol. 155, pp. 473–486, Dec. 2018, doi: 10.1016/j.compag.2018.10.015.
 - [27] S. K. Dewangan, D. Toppo, and A. Kujur, “Investigating the Impact of pH Levels on Water Quality: An Experimental Approach,” *Int. J. Res. Appl. Sci. Eng. Technol.*, vol. 11, pp. 756–759, Sep. 2023, doi: 10.22214/ijraset.2023.55733.
 - [28] N. Abdullah *et al.*, “Towards Smart Agriculture Monitoring Using Fuzzy Systems,” *IEEE Access*, vol. 9, pp. 4097–4111, 2021, doi: 10.1109/ACCESS.2020.3041597.
 - [29] J. L. Casamayor, E. Muñoz, M. Franchino, A. Gallego-Schmid, and H. D. Shin, “Human-powered hydroponic systems: An environmental and economic assessment,” *Sustain. Prod. Consum.*, vol. 46, pp. 268–281, May 2024, doi: 10.1016/j.spc.2024.02.026.
 - [30] S. A. Gillani, R. Abbasi, P. Martinez, and R. Ahmad, “Comparison of Energy-use Efficiency for Lettuce Plantation under Nutrient Film Technique and Deep-Water Culture Hydroponic Systems,” *Procedia Comput. Sci.*, vol. 217, pp. 11–19, Jan. 2023, doi: 10.1016/j.procs.2022.12.197.
 - [31] L. Dan, C. Xin, H. Chongwei, and J. Liangliang, “Intelligent Agriculture Greenhouse Environment Monitoring System Based on IOT Technology,” in *2015 International Conference on Intelligent Transportation, Big Data and Smart City*, Dec. 2015, pp. 487–490. doi: 10.1109/ICITBS.2015.126.
 - [32] H. F. Atlam, R. J. Walters, and G. B. Wills, “Intelligence of Things: Opportunities & Challenges,” in *2018 3rd Cloudification of the Internet of Things (CIoT)*, Jul. 2018, pp. 1–6. doi: 10.1109/CIOT.2018.8627114.
 - [33] V. Mamatha and J. C. Kavitha, “Machine learning based crop growth management in greenhouse environment using hydroponics farming techniques,” *Meas. Sens.*, vol. 25, p. 100665, Feb. 2023, doi: 10.1016/j.measen.2023.100665.

JURNAL INFOTEL, VOL. XX, NO. X, MONTH XXXX,

- [34] N. Haefner, V. Parida, O. Gassmann, and J. Wincent, "Implementing and scaling artificial intelligence: A review, framework, and research agenda," *Technol. Forecast. Soc. Change*, vol. 197, p. 122878, Dec. 2023, doi: 10.1016/j.techfore.2023.122878.
- [35] P. Belhekar, A. Thakare, P. Budhe, U. Shinde, and V. Waghmode, "DECISION SUPPORT SYSTEM FOR SMART FARMING WITH HYDROPONIC STYLE," *Int. J. Adv. Res. Comput. Sci.*, vol. 9, no. 1, Art. no. 1, Feb. 2018, doi: 10.26483/ijarcs.v9i1.5292.